

## Operating With Imou App

### Step 1

Scan the following QR code or search “Imou” in Google Play or App Store to download and install Imou App.



### Step 2

Run Imou App, and then register an account for first use.

### Step 3

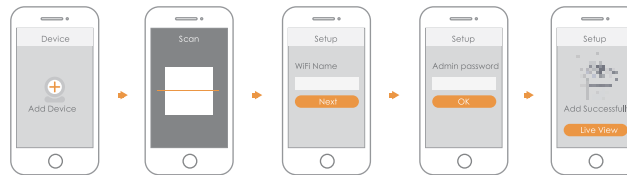
Connect the camera to power source with the power adapter.

### Step 4

Wait for booting to be finished, and then the camera indicator flashes with green light.

### Step 5

Connect your smart phone to your Wi-Fi network, and make sure your smartphone is connected to Wi-Fi network with 2.4 GHz band, and then do the following operations to finish adding camera.



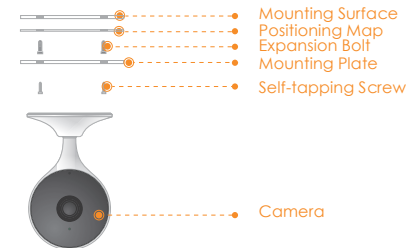
**Note:**

- If you have more than one camera, do step 5 to add them one by one.
- If the Wi-Fi network changed or the indicator status goes wrong, reset the camera, and then do step 5 to add it again.

## Installing Camera

**Note:** When installing the camera with mounting surface, make sure the mounting surface is strong enough to hold at least three times of the device weight.

When installing the camera with mounting foam, make sure the mounting surface is smooth. Stick the mounting foam on the camera pedestal, and then attach the pedestal on the mounting surface, press and hold it for 10 s.



- Step1** Drill screw holes on the mounting surface as the mounting map shows, and then put in the expansion bolts.
- Step2** Attach the mounting plate to the mounting surface with the self-tapping screws.
- Step3** Attach the camera to the ferromagnetic mounting plate, then power it up, and then, adjust the lens to the ideal angle.

# Imou

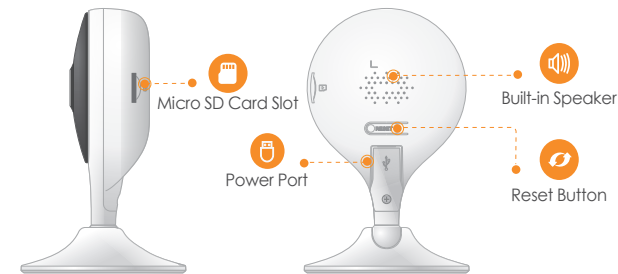
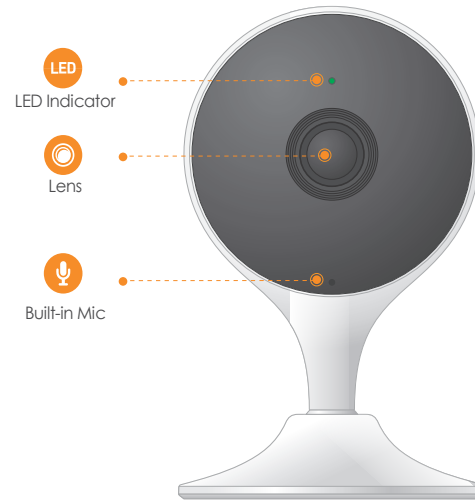
## Quick Start Guide

Version 1.0.0

### Packing List



### Camera Introduction



**Note:** Press and hold the reset button for 10 s to reset the camera.

The pattern of the LED indicator is included in the following table.

LED Indicator Status	Device Status
Off	<ul style="list-style-type: none"><li>Powered off/LED turned off</li><li>Rebooting after reset</li></ul>
Red light on	<ul style="list-style-type: none"><li>Booting</li><li>Device malfunction</li></ul>
Green light flashing	Waiting for network
Green light on	Operating properly
Red light flashing	Network connection failed
Green and Red light flashing alternately	Firmware updating