


## wAP ac LTE6 kit

Powerful and versatile dual-band wireless access point with CAT6 LTE support

A small package with huge ambition – the wAP ac LTE6 kit is an upgrade of our extremely cost-effective dual-band (2.4 / 5 GHz) home access point based on the popular weatherproof wAP form factor. Its new CAT6 LTE modem enables even greater download speed – up to 300 Mbps!

CAT6 also enables carrier aggregation and allows the device to use multiple bands at the same time. A huge advantage when there are a lot of LTE users in the area. It provides better responsiveness in a crowded environment and higher efficiency for weaker signal situations in the countryside.

wAP ac LTE6 kit has two Gigabit Ethernet ports – you can use the device as a wired router with LTE backup via the Micro SIM slot. Alternatively, you can enjoy smooth wireless experience anywhere – indoors or outdoors. wAP ac LTE is designed to deliver strong and reliable connection in almost any situation and weather conditions. It can withstand temperatures from -30 C° to +60 C° and can be easily mounted on walls, ceilings or poles.



Don't be fooled by the compact size – this device is powered by a four-core 716 MHz CPU and 128 MB RAM, capable of handling heavy loads. Dual-chain 2.4 GHz and dual-chain 5 GHz wireless for dual concurrent AP coverage will solve most interference issues in a crowded environment. For example, you can simultaneously use the 2.4 GHz channel for all your household mobile devices and reserve the 5 GHz channel for tasks that are sensitive to packet loss – such as streaming high-quality videos.

High performance, great value, astonishing durability, functional and non-intrusive design – wAP ac LTE6 kit will meet most demands without making sacrifices.

## Specifications

Product code	RBwAPGR-5HacD2HnD&R11e-LTE6
CPU	Quad-core IPQ-4018 716 MHz
Size of RAM	128 MB
Storage	16 MB flash
10/100/1000 Ethernet ports	2
Wireless	2.4 GHz 802.11b/g/n dual-chain, 5 GHz 802.11a/n/ac dual-chain
Wireless regulations	Specific frequency range will be limited by country regulations
Wireless antenna max gain	2.5 dBi
LTE antenna max gain	4 dBi (with U.FL connector)
Antenna beam width	360°
LTE category	6 (300 Mbps downlink, 50 Mbps uplink)
3G category	R7 (21 Mbps downlinks, 5.76 Mbps uplink) R8 (42.2 Mbps downlink, 5.76 Mbps uplink)
2G category	Class12
Micro SIM slot	1
Supported input voltage	DC jack 10 - 57 V
PoE in	Passive PoE 18-57 V or active 802.3af/at
Dimensions	185 x 85 x 30 mm
Operating temperature	-30°C .. +60°C
Operating system	RouterOS, License level 4
MiniPCle slots	1
Max Power consumption	16 W

## Supported bands

wAP ac LTE6 kit	
LTE (FDD) bands	1(2100)/2(1900)/3(1800)/5(850)/7(2600)/8(900)/12(700)/17(700)/20(800)/25(1900)/26(850)
LTE (TDD) bands	38(2600)/39(1900)/40(2300)/41n(2500)
3G bands	1(2100)/2(1900)/5(850)/8(900)
2G bands	2(1900)/3(1800)/5(850)/8(900)

## Wireless specifications

Rate (2.4 GHz)	Tx (dBm)	Rx (dBm)	Rate (5 GHz)	Tx (dBm)	Rx (dBm)
1MBit/s	22	-100	6MBit/s	24	-95
11MBit/s	22	-94	54MBit/s	20	-78
6MBit/s	23	-95	MCS0	24	-95
54MBit/s	19	-78	MCS7	19	-73
MCS0	23	-95	MCS9	17	-68
MCS7	18	-73			

## Supported 2xCA LTE bands

1+1/5/8/20	2+2/5/12/17	3+3/5/7/8/20	7+7/8/12/20	8+8
12+12	38+38	39+39/41	40+40	41+41

## Included parts



24 V 0.8 A  
power adapter



Screw kits




Desktop stand



Metal ring




Plastic straps



Mount base



Gigabit PoE  
injector



Ceiling mount  
base