

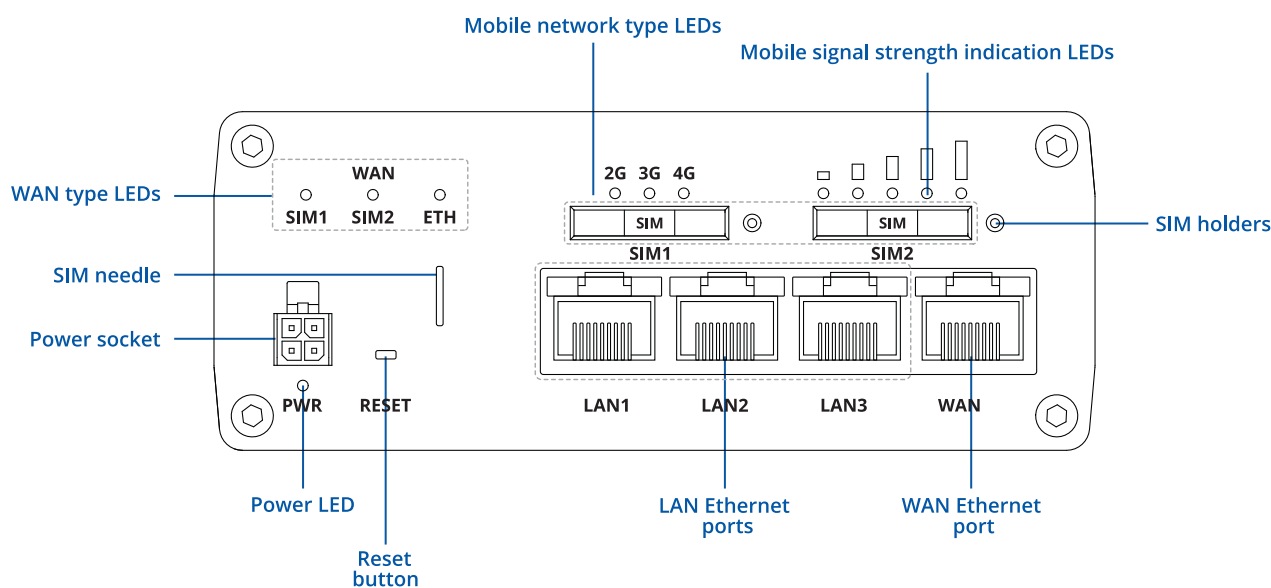


# RUTX11

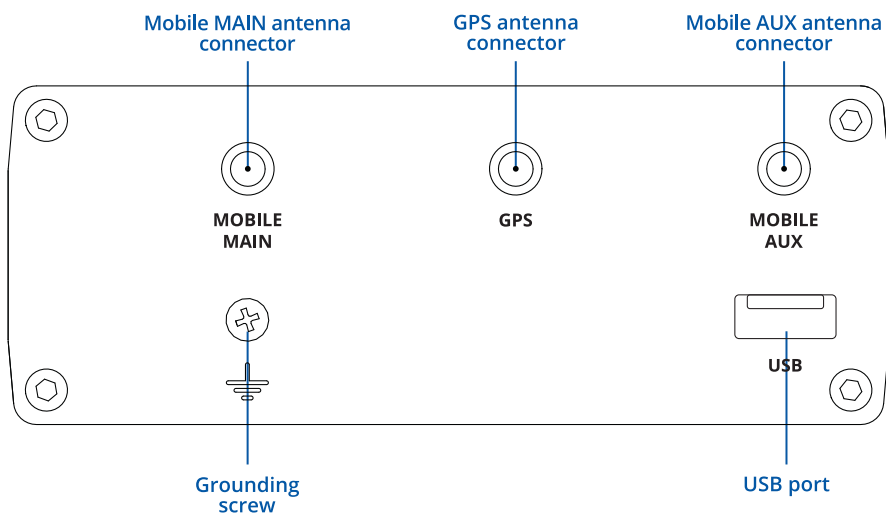


# HARDWARE

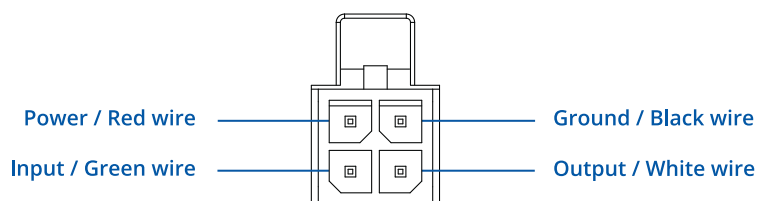
## FRONT VIEW



## BACK VIEW



## POWER SOCKET PINOUT



## FEATURES

### MOBILE

Mobile module	4G (LTE) – Cat 6 up to 300 Mbps, 3G – Up to 42 Mbps
SIM switch	2 SIM cards, auto-switch cases: weak signal, data limit, SMS limit, roaming, no network, network denied, data connection fail, SIM idle protection (planned)
Status	Signal strength, SINR, RSRP, RSRQ, Bytes sent/received
SMS	SMS status, SMS configuration, send/read SMS via HTTP POST/GET, Email to SMS, SMS to Email, SMS to HTTP, SMS to SMS, SMS auto reply, scheduled SMS (planned), SMPP (planned)
Black/White list	Operator black/white list
Multiple PDN (planned)	Possibility to use different PDNs for multiple network access and services
Band management	Band lock, Used band status display
APN	Auto APN
Bridge mode	Direct connection (bridge) between mobile ISP and device on LAN

### ETHERNET

WAN	1x WAN port (can be configured as LAN) 10/100/1000 Mbps, compliance with IEEE 802.3, IEEE 802.3u, 802.3az standards, supports auto MDI/MDIX crossover
LAN	3x LAN ports, 10/100/1000 Mbps, compliance with IEEE 802.3, IEEE 802.3u, 802.3az standards, supports auto MDI/MDIX crossover

### NETWORK

Routing	Static routing, Dynamic routing (BGP, OSPF v2, RIP v1/v2, EIGRP, NHRP)
NetSnapper (optional)	Mobile connection management, data compression VPN client (not available in standard FW)
Network protocols	TCP, UDP, IPv4, IPv6, ICMP, NTP, DNS, HTTP, HTTPS, FTP, SMTP, SSL v3, TLS, ARP, VRRP, PPP, PPPoE, UPNP, SSH, DHCP, Telnet client, SNMP, MQTT, Wake on LAN (WOL)
VoIP passthrough support	H.323 and SIP-alg protocol NAT helpers, allowing proper routing of VoIP packets
Connection monitoring	Ping Reboot, Wget reboot, Periodic Reboot, LCP and ICMP for link inspection
Firewall	Port forwards, traffic rules, custom rules
QoS / Smart Queue Management (SQM)	Traffic priority queuing by source/destination, service, protocol or port, WMM, 802.11e
DHCP	Static and dynamic IP allocation, DHCP Relay, Relayd
DDNS	Supported >25 service providers, others can be configured manually
Network backup	VRRP, Mobile, Wired and WiFi WAN options, each of which can be used as an automatic Failover
Load balancing	Balance Internet traffic over multiple WAN connections
SSHFS (optional)	Possibility to mount remote file system via SSH protocol (not available in standard FW)

### SECURITY

Authentication	Pre-shared key, digital certificates, X.509 certificates
Firewall	Pre-configured firewall rules can be enabled via WebUI, unlimited firewall configuration via CLI; DMZ; NAT; NAT-T
Attack prevention	DDOS prevention (SYN flood protection, SSH attack prevention, HTTP/HTTPS attack prevention), port scan prevention (SYN-FIN, SYN-RST, X-mas, NULL flags, FIN scan attacks)
VLAN	Port based and tag based VLAN separation
Mobile quota control	Custom data limits for both SIM cards
WEB filter	Blacklist for blocking out unwanted websites, Whitelist for specifying allowed sites only
Access control	Flexible access control of TCP, UDP, ICMP packets, MAC address filter

### BLUETOOTH

Bluetooth 4.0	Bluetooth low energy (LE) for short range communication
---------------	---

## VPN

OpenVPN	Multiple clients and a server can run simultaneously, 12 encryption methods
OpenVPN Encryption	DES-CBC, RC2-CBC, DES-EDE-CBC, DES-EDE3-CBC, DESX-CBC, BF-CBC, RC2-40-CBC, CAST5-CBC, RC2-64-CBC, AES-128-CBC, AES-192-CBC, AES-256-CBC
IPsec	IKEv1, IKEv2, with 5 encryption methods for IPsec (DES, 3DES, AES128, AES192, AES256)
GRE	GRE tunnel
PPTP, L2TP	Client/Server instances can run simultaneously
Stunnel	Proxy designed to add TLS encryption functionality to existing clients and servers without any changes in the program's code
DMVPN	Method of building scalable IPsec VPNs
SSTP	SSTP client instance support

## MONITORING & MANAGEMENT

WEB UI	HTTP/HTTPS, status, configuration, FW update, CLI, troubleshoot, event log, system log, kernel log
FOTA	Firmware update from server, automatic notification
SSH	SSH (v1, v2)
SMS	SMS status, SMS configuration, send/read SMS via HTTP POST/GET
TR-069	OpenACS, EasyCwmp, ACSLite, tGem, LibreACS, GenieACS, FreeACS, LibCWMP, Friendly tech, AVSystem
SNMP	SNMP (v1, v2, v3), SNMP trap
JSON-RPC (planned)	Management API over HTTP/HTTPS
MQTT	MQTT Broker, MQTT publisher
RMS	Teltonika Remote Management System (RMS)

## MODBUS

Modbus TCP slave	ID range 1-255
Modbus TCP master	Supported functions 01, 02, 03, 04, 05, 06, 15, 16 Supported data formats 8 bit: INT, UINT; 16 bit: INT, UINT (MSB or LSB first); 32 bit float (Big endian, Big endian with byte-swapped, Little endian, Little endian with byte-swapped)

## WIRELESS

Wireless mode	802.11ac (WiFi 5) with data transmission rates up to 867 Mbps (Dual Band, MU-MIMO), 802.11r fast transition, Access Point (AP), Station (STA)
WiFi security	WPA2-Enterprise-PEAP, WPA2-PSK, WPA-PSK, WEP; AES-CCMP, TKIP, Auto Cipher modes, client separation
ESSID	ESSID stealth mode
Wireless Hotspot	Captive portal (Hotspot), internal/external Radius server, built in customizable landing page

## SYSTEM CHARACTERISTICS

CPU	Quad-core ARM Cortex A7, 717 MHz
RAM	256 MB, DDR3
FLASH memory	256 MB SPI Flash

## FIRMWARE / CONFIGURATION

WEB UI	Update FW from file, check FW on server, configuration profiles, configuration backup
FOTA	Update FW/configuration from server
RMS	Update FW/configuration for multiple devices at once
Keep settings	Update FW without losing current configuration

## FIRMWARE CUSTOMIZATION

Operating system	RutOS (OpenWrt based Linux OS)
Supported languages	Busybox shell, Lua, C, C++
Development tools	SDK package with build environment provided

## LOCATION TRACKING

GNSS	GPS, GLONASS, BeiDou, Galileo and QZSS
Coordinates	GNSS coordinates via WebUI, SMS, TAVL, RMS
NMEA	NMEA 0183
Server software	Supported server software: TAVL, RMS
Mobile Network Geolocation	Get approximate device location on RMS based on mobile cell tower position (without using GPS)
Geofencing	Configurable multiple geofence zones

## USB

Data rate	USB 2.0
Applications	Samba share, custom scripts (planned)
External devices	Possibility to connect external HDD, flash drive, additional modem, printer (planned)
Storage formats	FAT, FAT32, NTFS

## INPUT/OUTPUT

Input	1x Digital Input
Output	1x Digital Output
Events	SMS, Email, RMS

## POWER

Connector	4 pin industrial DC power socket
Input voltage range	9 – 50 VDC, reverse polarity protection, voltage surge/transient protection
PoE (passive)	Passive PoE. Possibility to power up through LAN port, not compatible with IEEE802.3af and 802.3at standards
Power consumption	16 W Max

## PHYSICAL INTERFACES (PORTS, LEDS, ANTENNAS, BUTTONS, SIM)

Ethernet	4x RJ45 ports, 10/100/1000 Mbps
I/Os	1 Digital Input, 1 Digital Output on 4 pin power connector
Status LEDs	3x connection status LEDs, 5x connection strength LEDs, 8x LAN status LEDs, 4x WAN status LEDs, 1x Power LED, 2.4G and 5G WiFi LEDs
SIM	2x SIM slots (Mini SIM - 2FF), 1.8 V/3 V, external SIM holders
Power	4 pin DC connector
Antennas	2 x SMA for LTE, 2 x RP-SMA for WiFi, 1 x RP-SMA for Bluetooth, 1 x SMA for GNSS
USB	USB A port for external devices
Reset	Factory reset button

## PHYSICAL SPECIFICATION

Casing material	Full aluminium housing
Dimensions	95 x 115 x 44 mm (L x W x H)
Weight	456 g
Mounting options	DIN rail (can be mounted on two sides), flat surface placement

## EMI IMMUNITY

Standards	EN 55032:2015, EN 55035:2017, Draft ETSI EN 301 489-1 V2.2.1, ETSI EN 301 489-3 V2.1.1, Draft ETSI EN 301 489-17 V3.2.0
ESD	EN 61000-4-2:2009
RS	EN 61000-4-3:2006+A1:2008+A2:2010
EFT	EN 61000-4-4:2012
Surge protection	EN 61000-4-5:2014
CS	EN 61000-4-6:2014
DIP	EN 61000-4-11:2004

## OPERATING ENVIRONMENT

Operating temperature	-40 C to 75 C
Operating humidity	10 % to 90 % non-condensing
Ingress Protection Rating	IP30

## REGULATORY & TYPE APPROVALS

Regulatory & Type Approvals	CE/RED, RoHS, REACH
Vehicle	ECE R10 (E-mark)

## RF

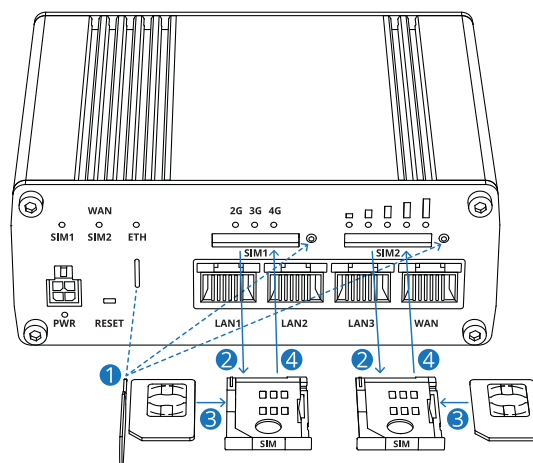
Standards	ETSI EN 300 328 V2.1.1, ETSI EN 301 893 V2.1.1, ETSI EN 300 440 V2.1.1
-----------	--

## SAFETY

Standards	IEC 62368-1:2014 (Second Edition) EN 62368-1:2014+A11:2017 EN 50385:2017 EN 62232:2017
-----------	--

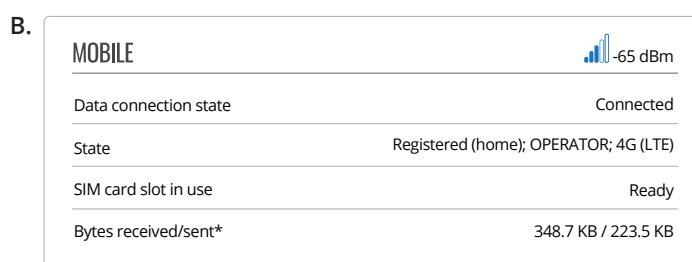
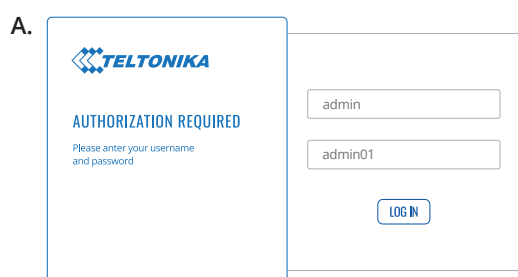
# HARDWARE INSTALLATION

1. Pull out the SIM needle from the front panel of the router.
2. Push the SIM holder button with the SIM needle.
3. Pull out the SIM holder.
4. Insert your SIM card into the SIM holder.
5. Slide the SIM holder back into the router.
6. Attach all antennas.
7. Connect the power adapter to the socket on the front of the device. Then plug the other end of the power adapter into a power outlet.
8. Connect to the device via an Ethernet cable connected to LAN port.



## LOGIN TO DEVICE

1. To enter the router's Web interface (WebUI), type <http://192.168.1.1> into the URL field of your Internet browser.
2. Use login information shown in image A when prompted for authentication.
3. After you log in, you will be prompted to change your password for security reasons. The new password must contain at least 8 characters, including at least one uppercase letter, one lowercase letter, and one digit. This step is mandatory, and **you will not be able to interact with the router's WebUI before you change the password.**
4. When you change the router's password, the [Configuration Wizard](#) will start. The [Configuration Wizard](#) is a tool used to set up some of the router's main operating parameters.
5. Go to the [Overview](#) page and pay attention to the [Signal Strength](#) indication (image B). To maximize the cellular performance try adjusting the antennas or changing the location of your device to achieve the best signal conditions.



## TECHNICAL INFORMATION

Radio specifications	
RF technologies	3G, 4G, GNSS
Max RF power	24 dBm@WCDMA, 23 dBm@LTE
Bundled accessories specifications*	
Power adapter	Input: 0.6A@100-240VAC, Output: 12VDC, 1.5A, 4-pin plug
Mobile antenna	698~960/1710~2690 MHz, 50 Ω, VSWR<3, gain** 3 dBi, omnidirectional, SMA male connector
GNSS antenna	1575.42~1602 MHz, 2.2~5 VDC, VSWR<1.5, active total gain** 28 dB (typ.), RHCP polarization, SMA male connector

\*Order code dependent.

\*\*Higher gain antenna can be connected to compensate for cable attenuation when a cable is used. The user is responsible for the compliance with the legal regulations.

## WHAT'S IN THE BOX?

### STANDARD PACKAGE CONTAINS

- Router RUTX11
- Euro PSU
- 2 x LTE antennas (swivel, SMA male)
- 2 x WiFi antennas (swivel, RP-SMA male)
- 1 x GNSS antenna (adhesive, SMA Male)
- 1 x Bluetooth antenna (magnetic, RP-SMA male)
- Ethernet cable (1.5 m)
- QSG (Quick Start Guide)
- Packaging box



RUTX11



2 X LTE ANTENNAS (SWIVEL,  
SMA MALE)



2 X WIFI ANTENNAS (SWIVEL, RP-SMA  
MALE)



24 W EURO PSU



1 X GNSS ANTENNA (ADHESIVE, SMA  
MALE)



1 X BLUETOOTH ANTENNA (MAGNETIC,  
RP-SMA MALE)



ETHERNET CABLE (1.5 M)



## STANDARD ORDER CODES

PRODUCT CODE	HS CODE	HTS CODE	PACKAGE CONTAINS
RUTX11000000	851762	8517.62.00	Standard package

For more information on all available packaging options – please contact us directly.

## AVAILABLE VERSIONS

PRODUCT CODE	REGION (OPERATOR)	FREQUENCY
RUTX11 0*****	Europe, the Middle East, Africa, APAC <sup>2</sup> , Brasil, Malaysia, Australia	<ul style="list-style-type: none"> <li>• 4G (LTE-FDD): B1, B3, B5, B7, B8, B20, B28, B32<sup>1</sup></li> <li>• 4G (LTE-TDD): B38, B40, B41</li> <li>• 3G: B1, B3, B5, B8</li> </ul>
RUTX11 1*****	North America	<ul style="list-style-type: none"> <li>• 4G (LTE-FDD): B2, B4, B5, B7, B12, B13, B25, B26, B29<sup>1</sup>, B30, B66</li> <li>• 3G: B2, B4, B5</li> </ul>

The price and lead-times for region (operator) specific versions may vary. For more information please contact us.


1 - LTE-FDD B29 and B32 Support Rx Only, and in 2xCA it is Only for Secondary Component Carrier.

2 - Excluding Japan and CMCC.

## MOUNTING OPTIONS

### DIN RAIL KIT

Parameter	Value
Mounting standard	35mm DIN Rail
Material	Low carbon steel
Weight	57g
Screws included	Philips Pan Head screw #6-32×3/16, 2pcs
Dimensions	82 mm x 46 mm x 20 mm
RoHS Compliant	V



#### DIN RAIL KIT

- DIN Rail adapter
- Philips Pan Head screw #6-32×3/16, 2pcs for RUT2xx/RUT9xx

ORDER CODE	PRODUCT CODE	HS CODE	HTS CODE
088-00267	PR5MEC00	73269098	7326.90.98

For more information on all available packaging options – please contact us directly.

### COMPACT DIN RAIL KIT

Parameter	Value
Mounting standard	35mm DIN Rail
Material	ABS + PC plastic
Weight	6.5 g
Screws included	Philips Pan Head screw #6-32×3/16, 2pcs
Dimensions	70 mm x 25 mm x 14,5 mm
RoHS Compliant	V



#### DIN RAIL KIT

- Compact plastic DIN Rail adapter (70x25x14,5mm)
- Philips Pan Head screw #6-32×3/16, 2pcs

ORDER CODE	PRODUCT CODE	HS CODE	HTS CODE
088-00270	PR5MEC11	73269098	7326.90.98

For more information on all available packaging options – please contact us directly.

### SURFACE MOUNTING KIT

Parameter	Value
Mounting standard	Flat surface mount
Material	ABS + PC plastic
Weight	2x5 g
Screws included	Philips Pan Head screw #6-32×3/16, 2pcs
Dimensions	25 mm x 48 mm x 7.5 mm
RoHS Compliant	V



#### DIN RAIL KIT

- Surface mounting kit
- Philips Pan Head screw #6-32×3/16, 2pcs

ORDER CODE	PRODUCT CODE	HS CODE	HTS CODE
088-00281	PR5MEC12	73269098	7326.90.98

For more information on all available packaging options – please contact us directly.

## RUTX11 SPATIAL MEASUREMENTS & WEIGHT

### MAIN MEASUREMENTS

H x W x D dimensions for RUTX11:

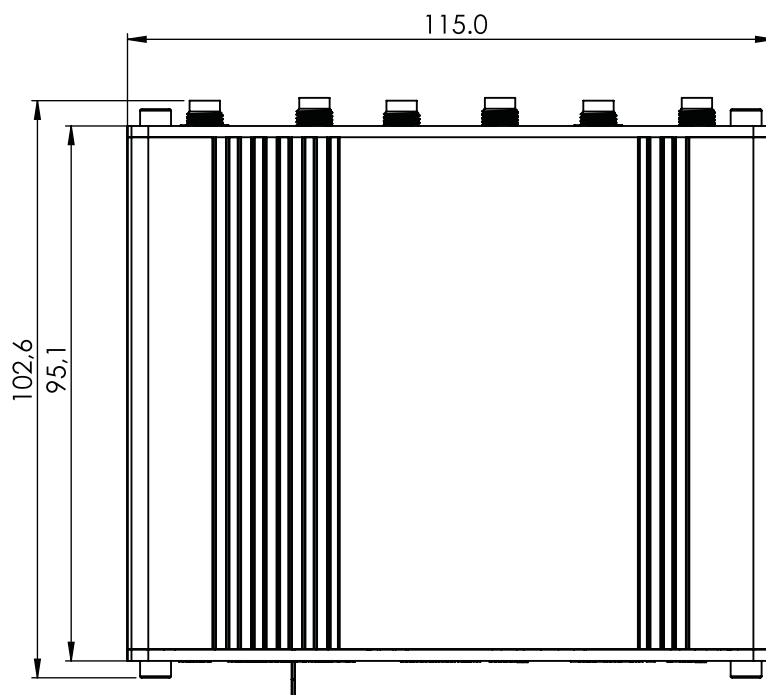
Device housing\*: 95 x 115 x 44

Box: 355 x 175 x 60

\*Housing measurements are presented without antenna connectors and screws; for measurements of other device elements look to the sections below.


### TOP VIEW

The figure below depicts the measurements of RUTX11 and its components as seen from the top:



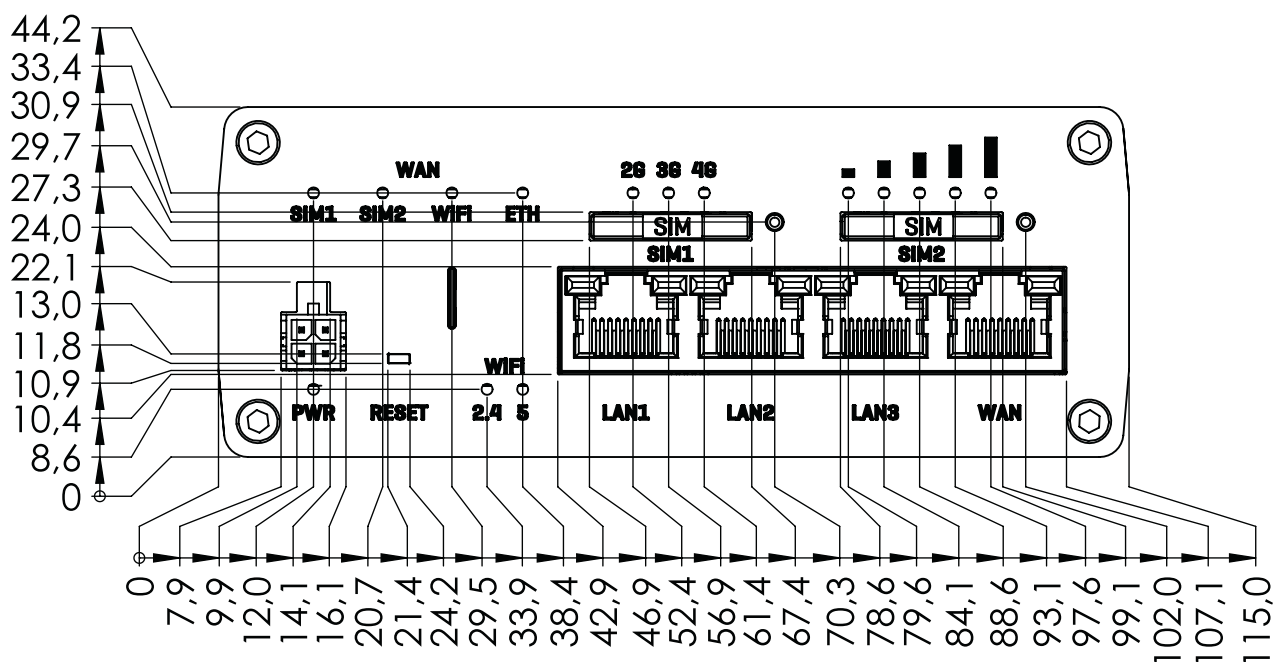
### RIGHT VIEW

The figure below depicts the measurements of RUTX11 and its components as seen from the right side:



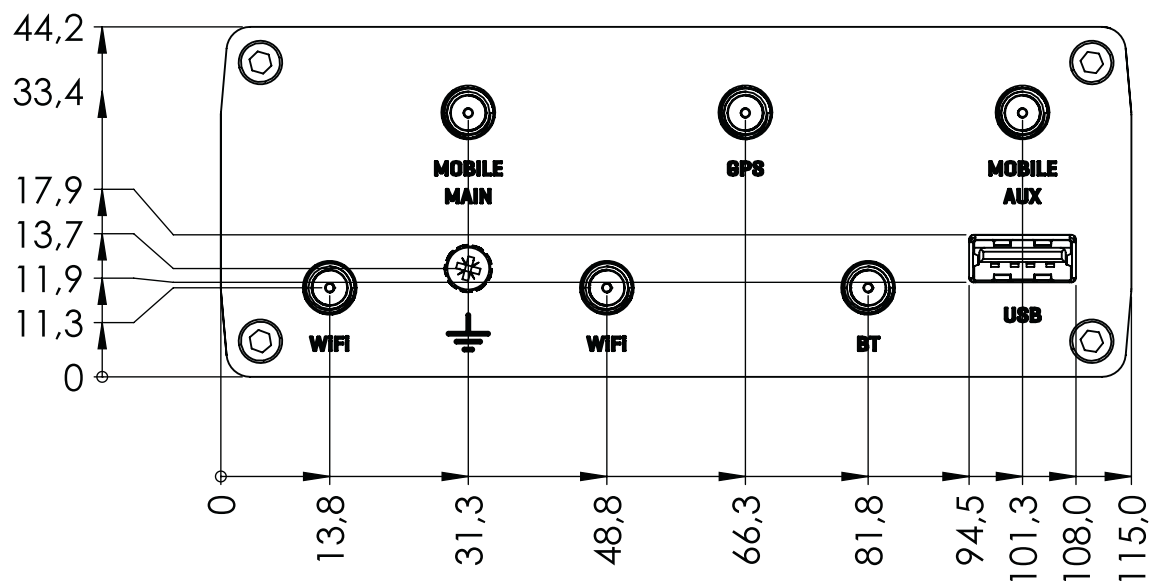
## FRONT VIEW

The figure below depicts the measurements of RUTX11 and its components as seen from the front panel side:



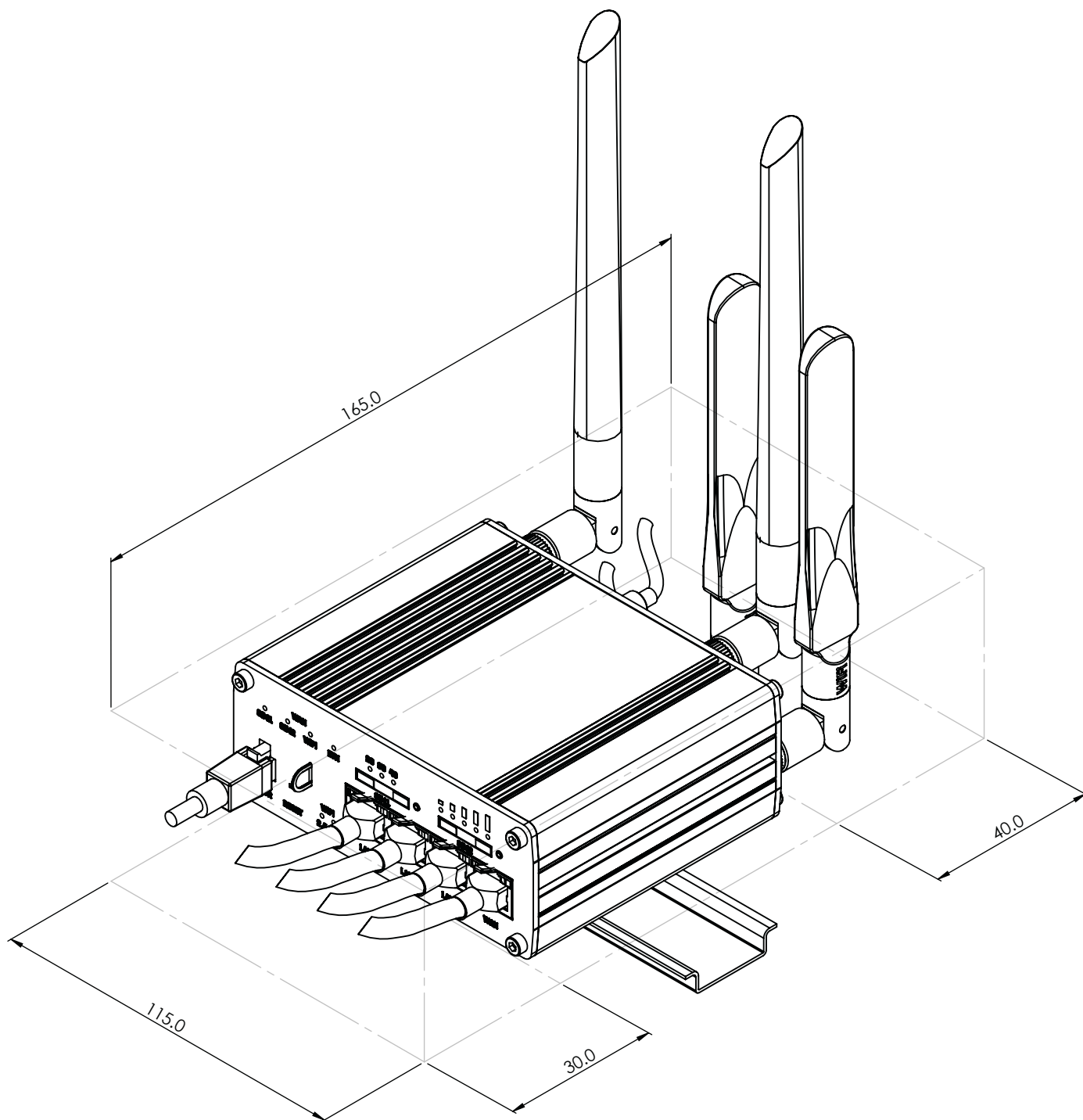
## REAR VIEW

The figure below depicts the measurements of RUTX11 and its components as seen from the back panel side:



## MOUNTING SPACE REQUIREMENTS

The figure below depicts an approximation of the device's dimensions when cables and antennas are attached:



## DIN RAIL

The scheme below depicts protrusion measurements of an attached DIN Rail:

