

Product Highlights

Enjoy High-performance Wireless Connectivity

Harness the power of IEEE 802.11ac Wave 2 wireless and experience wireless speeds of up to 1,300 Mbps¹, perfect for high-demand business applications

MU-MIMO with Beamforming

Dramatically improves the wireless range and performance as well as allowing multiple devices to connect simultaneously to the wireless network

Scalable, Flexible, Centralised AP Management

Centrally manage up to 1000 APs with Nuclias Connect, complete with a multi-tenant structure that provides multi-layer management authority



DAP-2610

Wireless AC1300 Wave 2 Dual-Band PoE Access Point

Features

High-performance Connectivity

- IEEE 802.11ac Wave 2 wireless¹
- Combined wireless speeds of up to 1,300 Mbps¹
- MU-MIMO with beamforming
- Band steering
- Gigabit LAN port

Multiple Operation Modes

- Access Point, Wireless Distribution System (WDS), WDS with AP, Wireless Client

Extensive Management

- D-Link Nuclias Connect support for centralised and additional configuration options
- Web, SSL, SSH and Telnet management
- SNMP v1, v2c, v3

Trusted Security Features

- WPA/WPA2 Personal/Enterprise
- 64/128-bit WEP
- MAC filter and WLAN partitioning
- Local/POP3/RADIUS/PassCode/LDAP authentication for captive portal

Convenient Installation

- Small form factor design for easy placement
- Supports 802.3af Power over Ethernet for remote installation
- Wall and ceiling mountable²

The DAP-2610 Wireless AC1300 Wave 2 Dual-Band PoE Access Point is designed to support small to medium business or enterprise environments by providing network administrators with secure and manageable dual-band wireless LAN options, and utilising the cutting-edge speed of 802.11ac Wave 2. The DAP-2610 delivers maximum combined wireless signal rates of up to 1,300 Mbps¹ and supports MU-MIMO technology that allows multiple devices to get high-bandwidth Wi-Fi signal at the same time, distributing data more efficiently. To maximise total return on investment, the DAP-2610 can be configured to optimise network performance based on any one of its multiple operation modes.

For centralise network management, administrators can use D-Link's free Nuclias Connect software or Nuclias Connect Hub (DNH-100)⁵ to configure and manage multiple access points. In addition to streamlining the management process, Nuclias Connect provides network administrators with the means to verify and conduct regular maintenance checks remotely, eliminating the need to send personnel out to physically verify proper operation.



Next Business Day Service

Complimentary Next Business Day Service, as Standard

Your network is the backbone of your business. Keeping it running is essential, even if the unexpected happens. D-Link Assist is a rapid-response technical support service that replaces faulty equipment quickly and efficiently. Maximising your uptime and giving you the confidence that instant support is only a phone call away.

All D-Link products with 5-year or Limited Lifetime warranty come with complimentary Next Business Day Service. D-Link will send out a replacement product to you on the next business day after acceptance of a product failure. On receipt of the replacement product, you simply arrange the return of the defective product to us. Any products with a 2-year/3-year warranty can also benefit from the Next Business Day advance replacement service when the optional 3-year warranty extension has been purchased.

[Find out more at eu.dlink.com/services](http://eu.dlink.com/services)

Wireless AC1300 Wave 2 Dual-Band PoE Access Point



Nuclias Connect is network management software that enables you to manage the network locally for dedicated privacy and security. It can be used either as an on-premises software management platform, or as a cloud solution hosted on a public cloud service.

Install the software on a local server on-site and manage up to 1,000 access points (APs), or optionally use the dedicated Nuclias Connect Hub⁵ which can manage up to 100 APs.

Flexibility to Meet Your Needs

Through software-based monitoring and remote management of all wireless APs on your network, Nuclias Connect offers tremendous flexibility compared to traditional hardware-based management systems. Configuration can be done remotely. Management software is customisable, and enables control and analytics of a broad or fine granularity, presentable in a variety of formats. Additionally, admins can provide and manage a variety of distributed deployments, including the option to configure settings and admin accounts in a specific manner for each deployment. Nuclias Connect gives you the financial and technical flexibility to expand from a small network to a larger one (up to 1,000 APs), while retaining a robust and centralised management system.




Insights at a Glance

Gain an extensive understanding of your network through usage analytics and status reports which can be viewed at a glance. Insights derived from traffic data can create business value. Traffic can be viewed across the entire network, to the level of a single AP.

Network Security & Data Privacy

Nuclias Connect balances the need for access convenience with the need for security. All communications over the system are encrypted, with your user data never leaving your possession. Additional security measures (such as firewalls) can also be added to your network, without undue technical difficulty.

Key Features

- | | | |
|---|--|--|
|  Free-to-Download Management Software |  Inexpensive Hardware Controller |  Searchable Event Log and Change Log |
|  License-Free Centralised Management |  Traffic Reporting & Analytics |  Authentication via Customisable Captive Portal, 802.1x and RADIUS Server, POP3, LDAP, AD |
|  Backwards-Compatibility |  Remote Config. & Batch Config. |  Multilingual Support |
|  Intuitive Interface |  Multi-Tenant & Role-Based Administration |  Payment Gateway (Paypal) Integration and Front-Desk Ticket Management |



Wireless AC1300 Wave 2 Dual-Band PoE Access Point

Technical Specifications

General

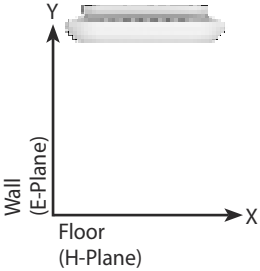
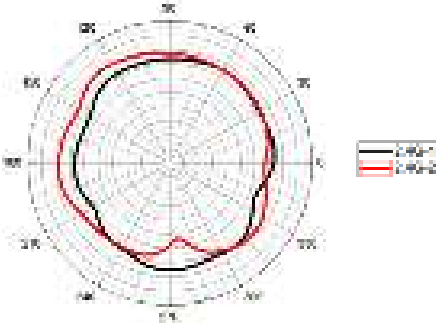
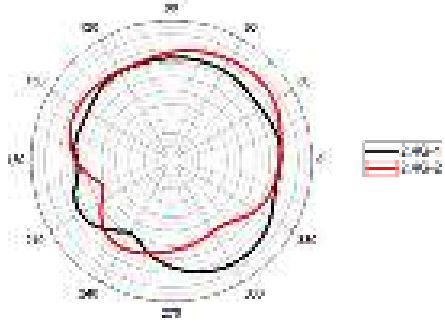
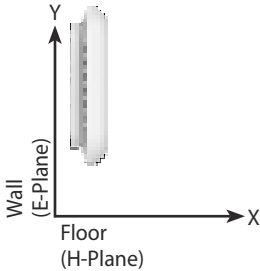
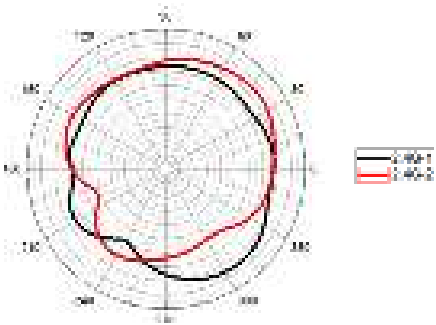
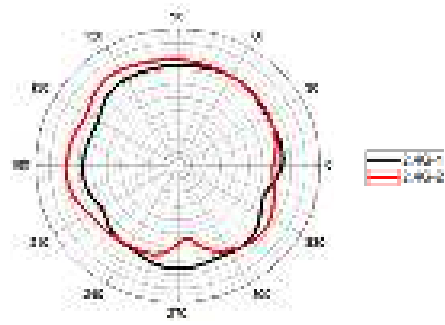
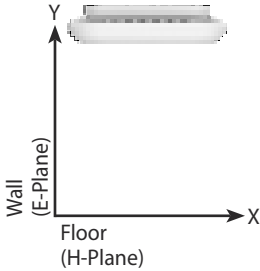
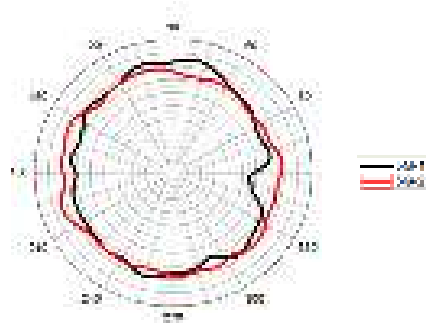
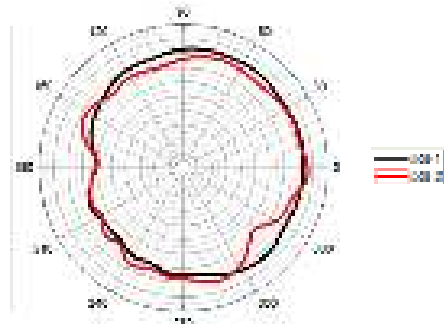
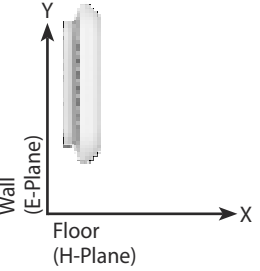
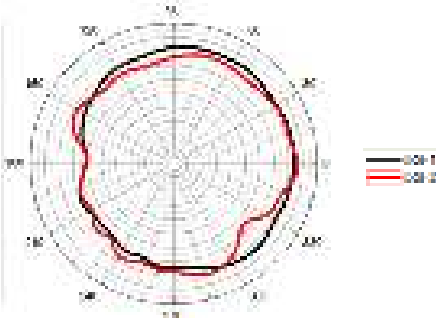
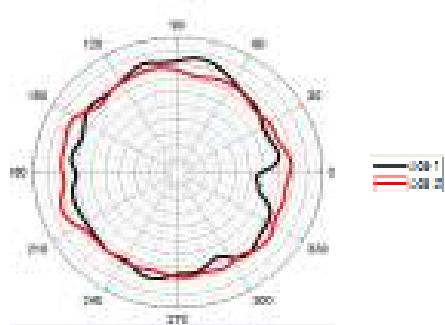
Device Interfaces	<ul style="list-style-type: none"> IEEE 802.11a/b/g/n/ac Wave 2 wireless¹ 	<ul style="list-style-type: none"> 1 Gigabit LAN (supports PoE)
Standards	<ul style="list-style-type: none"> IEEE 802.11a/b/g/n/ac¹ IEEE 802.3u/ab 	<ul style="list-style-type: none"> IEEE 802.3az Energy Efficient Ethernet (EEE) IEEE 802.3af Power over Ethernet
Antennas	<ul style="list-style-type: none"> 2 internal dual-band 3 dBi omni antennas 	
Operating Frequency ³	<ul style="list-style-type: none"> 2.4 GHz band: 2.4 to 2.4835 GHz 	<ul style="list-style-type: none"> 5 GHz band: 5.15 to 5.35 GHz, 5.47 to 5.85 GHz
Maximum Output Power	<ul style="list-style-type: none"> 20 dBm for 2.4 GHz 	<ul style="list-style-type: none"> 20 dBm for 5 GHz
Data Signal Rate	<ul style="list-style-type: none"> 2.4 GHz Up to 400 Mbps¹ 	<ul style="list-style-type: none"> 5 GHz Up to 867 Mbps¹

Functionality

Security	<ul style="list-style-type: none"> WPA-Personal WPA-Enterprise WPA2-Personal WPA2-Enterprise WEP 64/128-bit encryption 	<ul style="list-style-type: none"> SSID broadcast disable MAC address access control Network Access Protection (NAP) Internal RADIUS server
Network Management	<ul style="list-style-type: none"> Telnet Secure Telnet (SSH) Web (HTTP) Secure Socket Layer (SSL) 	<ul style="list-style-type: none"> Traffic control SNMP v1/v2c/v3 D-Link Nuclias Connect
LEDs	<ul style="list-style-type: none"> Power/status 	

Physical

Dimensions	<ul style="list-style-type: none"> 170 x 170 x 28 mm (6.69 x 6.69 x 1.1 inches) 	
Weight	<ul style="list-style-type: none"> 314 g (0.69 lbs) without mounting base 	<ul style="list-style-type: none"> 370.6 g (0.82 lbs) with mounting base
Power Supply	<ul style="list-style-type: none"> External power adapter: 12 V/1 A (not included) 	<ul style="list-style-type: none"> IEEE 802.3af PoE
Maximum Power Consumption	<ul style="list-style-type: none"> 12 W 	
Temperature	<ul style="list-style-type: none"> Operating: 0 to 40°C (32 to 104°F) 	<ul style="list-style-type: none"> Storage: -20 to 65°C (-4 to 149°F)
Humidity	<ul style="list-style-type: none"> Operating: 10% to 90% non-condensing 	<ul style="list-style-type: none"> Storage: 5% to 95% non-condensing
Meantime Between Failure (MTBF)	<ul style="list-style-type: none"> > 30,000 hours 	
Certifications	<ul style="list-style-type: none"> FCC IC CE⁴ 	<ul style="list-style-type: none"> UL Wi-Fi Certified

Antenna Pattern		
Orientation	H-Plane	E-Plane
<div>2.4 GHz Ceiling Mounted</div> <div></div>		
<div>2.4 GHz Wall Mounted</div> <div></div>		
<div>5 GHz Ceiling Mounted</div> <div></div>		
<div>5 GHz Wall Mounted</div> <div></div>		

Wireless AC1300 Wave 2 Dual-Band PoE Access Point

Nuclias Connect Network Management Features

WLAN Management

Maximum APs per Installation ⁶	• 1,000 (large scale installations)	• 100 (small scale installations)
WLAN Management Features	<ul style="list-style-type: none"> • AP grouping • Multi-tenancy • Visualized topology • NAT pass-through 	<ul style="list-style-type: none"> • Setup wizard • AP discovery (layer 2 and layer 3) • Report system

User Authentication

Guest Portal	• Captive portal	
Authentication Method	<ul style="list-style-type: none"> • Local • POP3 • RADIUS 	<ul style="list-style-type: none"> • LDAP • Voucher
Hotspot Features	<ul style="list-style-type: none"> • Built-in support for voucher-based authentication • Built-in hotspot manager for voucher creation and guest management 	<ul style="list-style-type: none"> • Rate limiting and bandwidth control for guest and hotspot portal

Wireless Features

RF Management and Control	<ul style="list-style-type: none"> • Auto Output Power Control • Auto Channel 	• Self-healing around failed APs
Multiple SSIDs per Radio(AP)	• 8	
Advanced Wireless Features	<ul style="list-style-type: none"> • Band steering • L2 roaming 	<ul style="list-style-type: none"> • Bandwidth optimisation • Airtime fairness

System Management

Management Interface	• Web-based user interface (HTTPS)	
Minimum System Requirements	• Computer running Microsoft Windows 10 or server 2016 (64 bit)	
Scheduling	• Firmware update	• Configuration update

Supported Devices

Indoor Wireless N Access Points	• DAP-2230 (Single-Band N300, F/W ver. 2.0)	• DAP-2310 (Single-Band N300, F/W ver. 2.0)
Indoor Wireless AC Access Points	<ul style="list-style-type: none"> • DAP-2360 (Single-Band N300, F/W ver. 2.0) • DAP-2610 (Dual-Band Wave 2 AC1300, F/W ver. 2.0) • DAP-2660 (Dual-Band AC1200, F/W ver. 2.0) 	<ul style="list-style-type: none"> • DAP-2662 (Dual-Band Wave 2 AC1200, WiFi4EU-ready) • DAP-2680 (Dual-Band AC1200, F/W ver. 2.0) • DAP-2695 (Dual-Band AC1750, F/W ver. 2.0)
Outdoor Access Points	<ul style="list-style-type: none"> • DAP-3315 (Single-Band N300, F/W ver. 2.0) • DAP-3362 (Dual-Band AC1200, F/W ver. 2.0) 	• DAP-3666 (Dual-Band Wave 2 AC1200, WiFi4EU-ready)

¹ Maximum wireless signal rate derived from IEEE standard 802.11 and 802.11ac specifications. Actual data throughput will vary. Network conditions and environmental factors, including volume of network traffic, building materials and construction, and network overhead, lower actual data throughput rate. Environmental factors may adversely affect wireless signal range.

² This unit is designed for indoor environments, you might violate local regulatory requirements by deploying this unit in outdoor environments.

³ Please note that operating frequency ranges vary depending on the regulations of individual countries and jurisdictions. The DAP-2610 may not support the 5.25 - 5.35 GHz and 5.47 - 5.725 GHz frequency ranges in certain regions.

⁴ For the EU region, this product is compliant with CE regulations and operates within the following frequency ranges: 2.4 - 2.4835 GHz, 5.150 - 5.250 GHz, 5.250 - 5.350 GHz, and 5.470 - 5.750 GHz.

⁵ Available Q4, 2019.

⁶ Number of wireless access points supported depends on the specification of the computer on which DNC is installed. To support 1000 APs, a computer with at least an Intel Core i7 with 16 GB RAM and 4 TB hard drive, and 20 Mbps uplink bandwidth is recommended. To support 100 APs, a computer with at least an Intel Core i5 3.2GHz with 8 GB RAM and 2 TB hard drive, and 10 Mbps uplink bandwidth is recommended.



For more information: www.dlink.com

D-Link European Headquarters. D-Link (Europe) Ltd., First Floor, Artemis Building, Odyssey Business Park, West End Road, South Ruislip HA4 6QE, United Kingdom.
Specifications are subject to change without notice. D-Link is a registered trademark of D-Link Corporation and its overseas subsidiaries.
All other trademarks belong to their respective owners. ©2019 D-Link Corporation. All rights reserved. E&OE.

Updated September 2019

D-Link®