

CELESTA 340

USER MANUAL

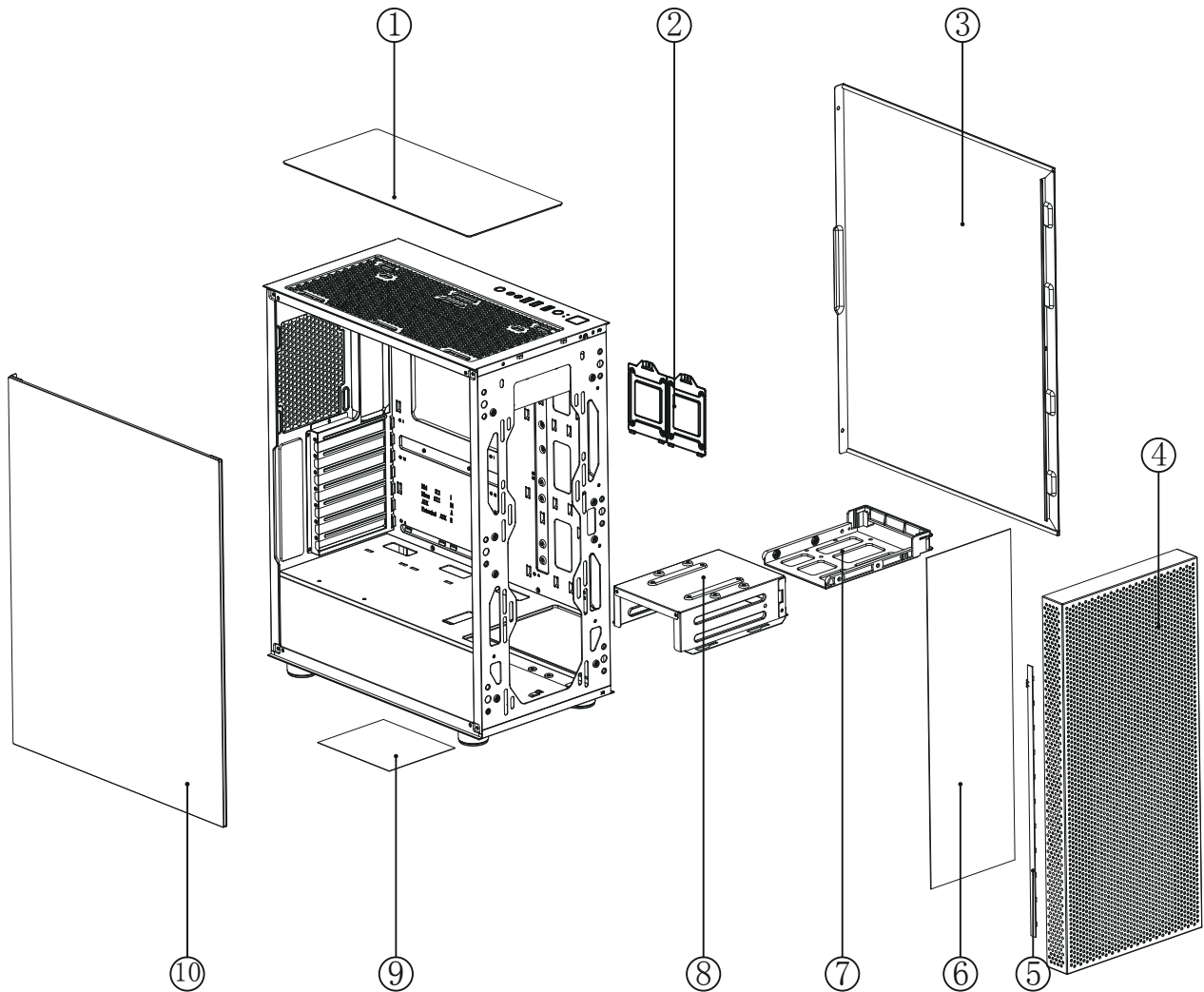
www.azzatek.com

1. Specifications
2. Chassis Parts
3. Control Panel Functions
4. 3.5"/2.5" HDD/SSD Installation
5. Cooling System Installation
6. ARGB Control Modes Switching

Specifications


Model	
Model Name:	CELESTA 340
Model Number:	CSAZ-340/ CSAZ-340F
Specifications	
Type:	ATX Mid Tower
Color:	Black/Black(interior)
Side Panel Window:	Left side panel: tempered glass with rubber mounts
Max CPU Cooler Height:	UP to 165mm
Max Video Card Length:	Up to 320mm long video card
Power Supply:	Not included
Motherboard Compatibility:	<275mm EATX 、 ATX 、 Micro ATX 、 ITX
Expansion	
External 5.25" Drive Bays:	0
Internal 2.5" Drive Bays:	Up to 4
Internal 3.5" Drive Bays:	Up to 2
Expansion Slots:	7
Top Ports:	Power button, reset button,led button, HD Audio, USB 3.0 x 1, USB2.0x2
Physical Specifications	
Case Dimension (HxWxD)	478X210X400mm/18.8X8.3X15.7 inches
Weight:	6kg /13.2lbs
Features	
Tempered Glass Sides Window:	High-quality tempered glass side window allows for clear visuals to inner components
Addressable RGB Light Effects:	Addressable RGB light strip in the front controlled the lighting by the LED button. To synchronize all addressable RGB light devices, it needs to be switched to be controlled only by the motherboard.
Available Fan Ports:	3x120mm or 3x140mm Fan ports in the front 2x120mm or 2x140mm Fan ports on the top 1x120mm Fan port in the rear
The available fan included:	CSAZ-340F: Rear - 1 x Black fan CSAZ-340 : Case only.
Water Cooling:	Supports radiators up to 240mm in the Top Supports radiators up to 280/360mm in the Front
Dust Filters:	Removable (magnetic) dustproof net on the top, steel dust filter on bottom of chassis.
Power Supply Support:	Bottom mounted ATX Power Supply





Chassis Parts






1	Removable (magnetic) dustproof mesh
2	2.5" SSD metal tray x 2
3	Right side metal panel
4	Front panel
5	ARGB led light strip
6	Led light guide mesh
7	Multifunctional hard disk bracket
8	Multifunctional hard disk cage
9	Steel dust filter
10	Sliding tempered glass panel

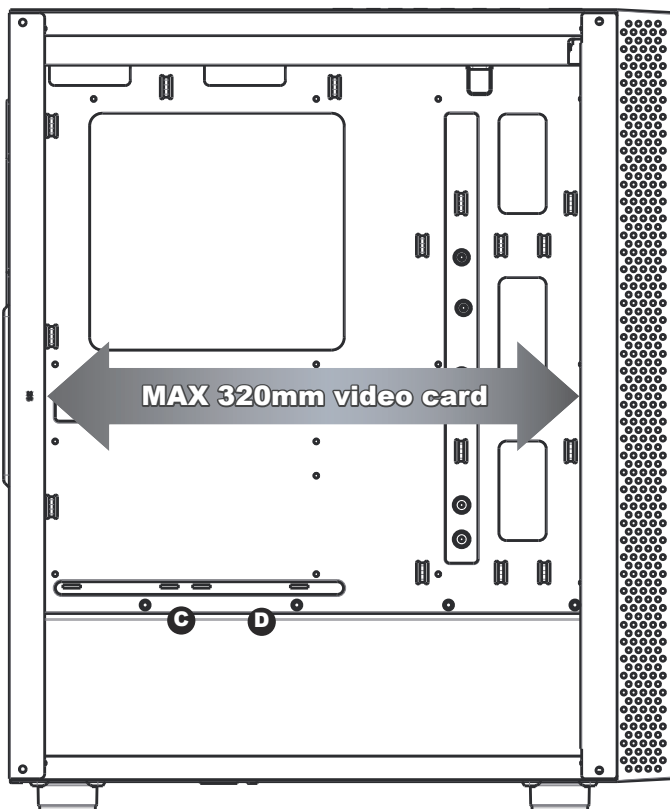
Control Panel Functions



	POWER
	RESET
	LED
	Audio

	USB 3.0 (Blue)
	USB 2.0 (Black)
	Mic

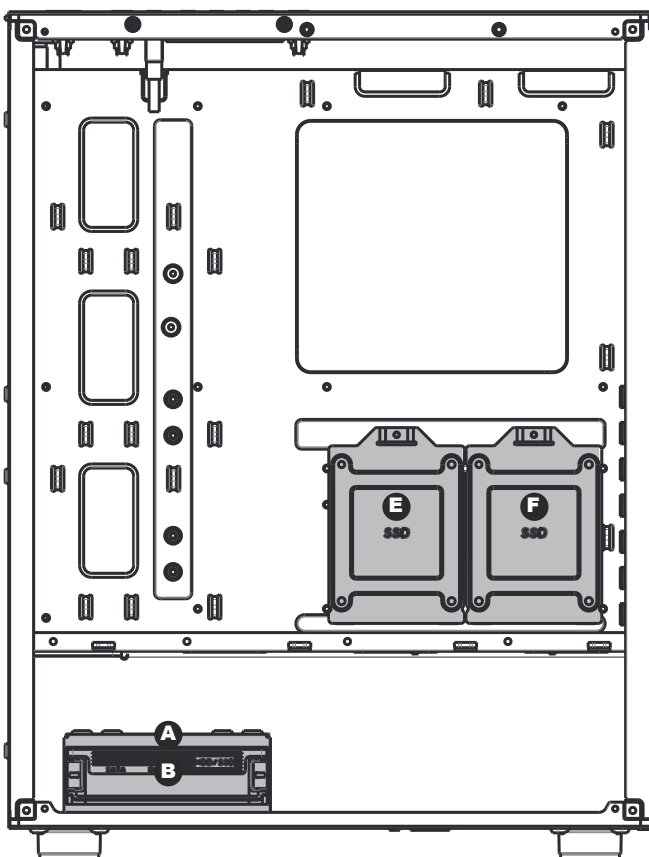
3.5" / 2.5" HDD/SSD Installation



- Supports up to 320mm long video cards.

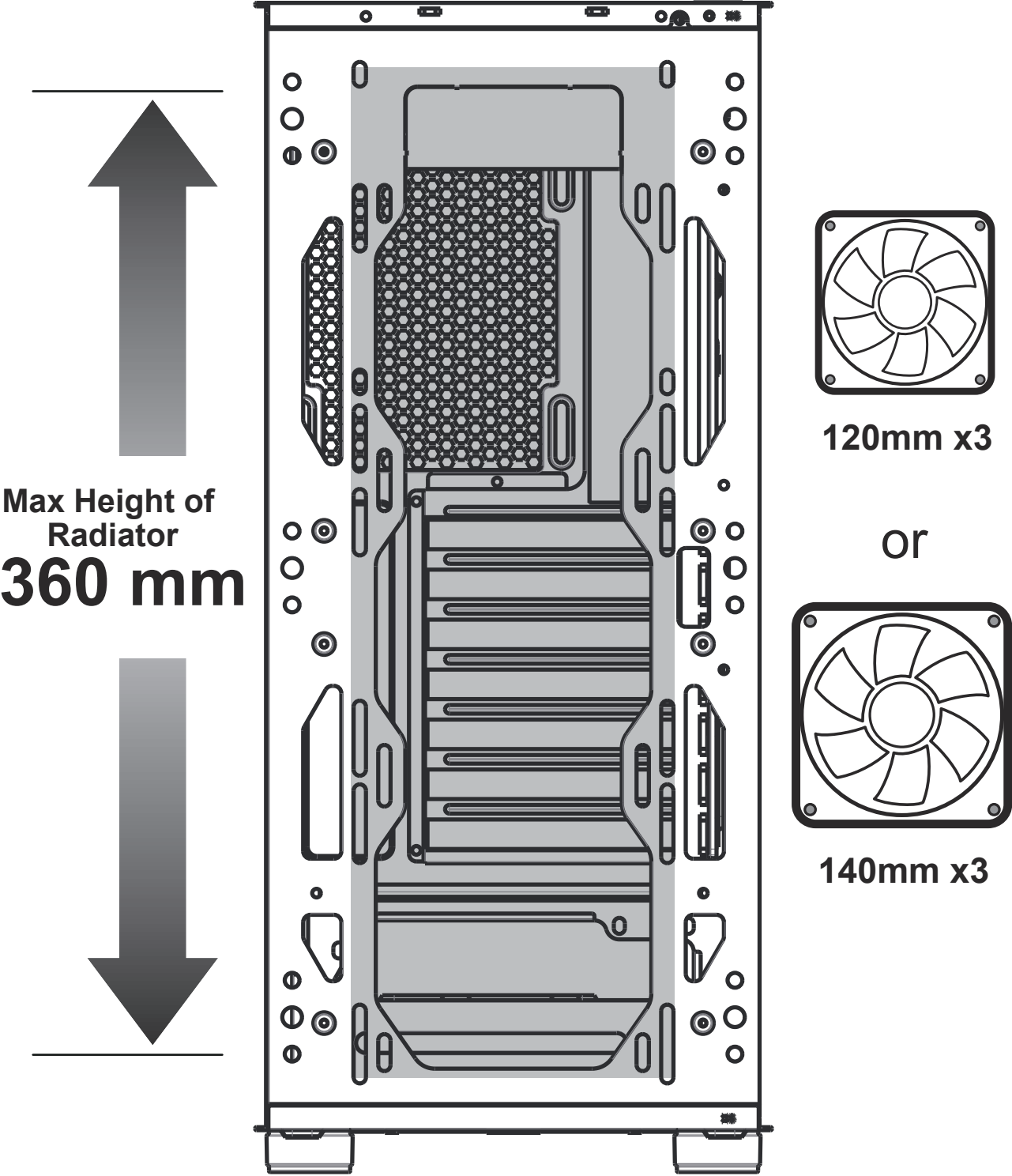


or


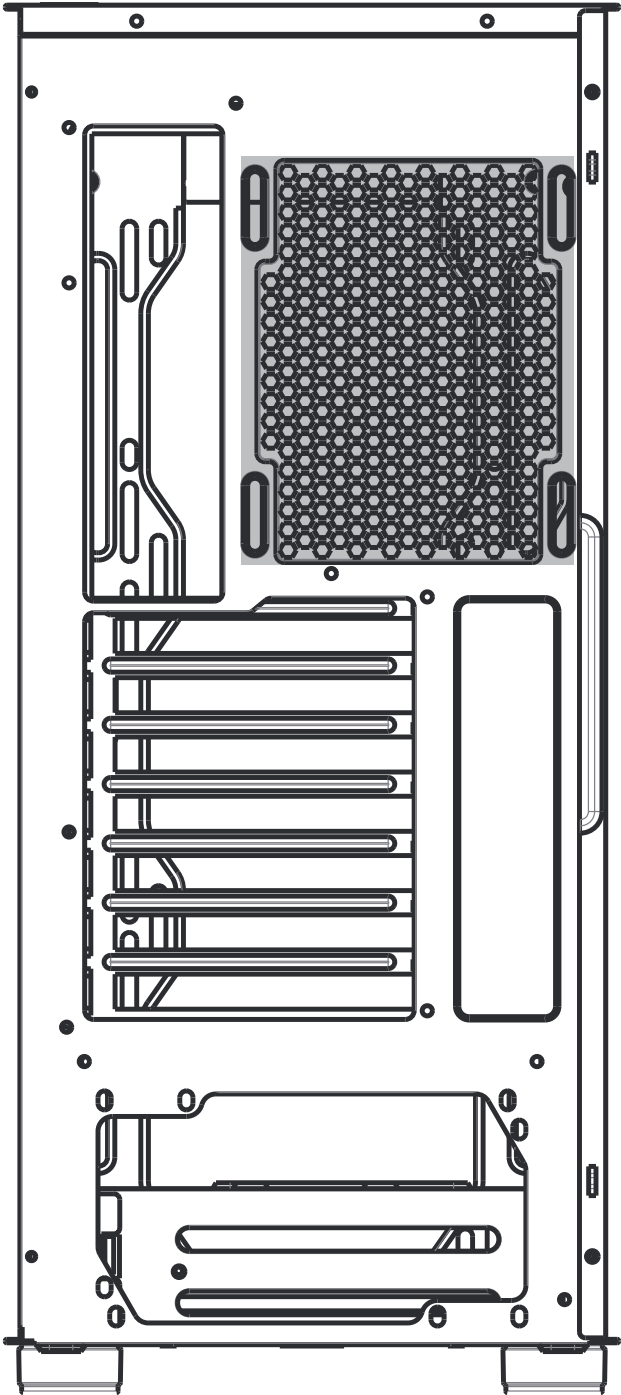


- Multifunctional hard disk bracket support
3.5" HDD or 2.5" SSD x 1 (**B**)
- 2.5" SSD metal tray support 2.5" SSD x 2
(**C D E F**)
- Multifunctional hard disk cage support
3.5" HDD or 2.5" SSD x 1(**A**)

Front

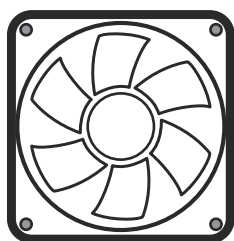


Rear




120mm x1

Top


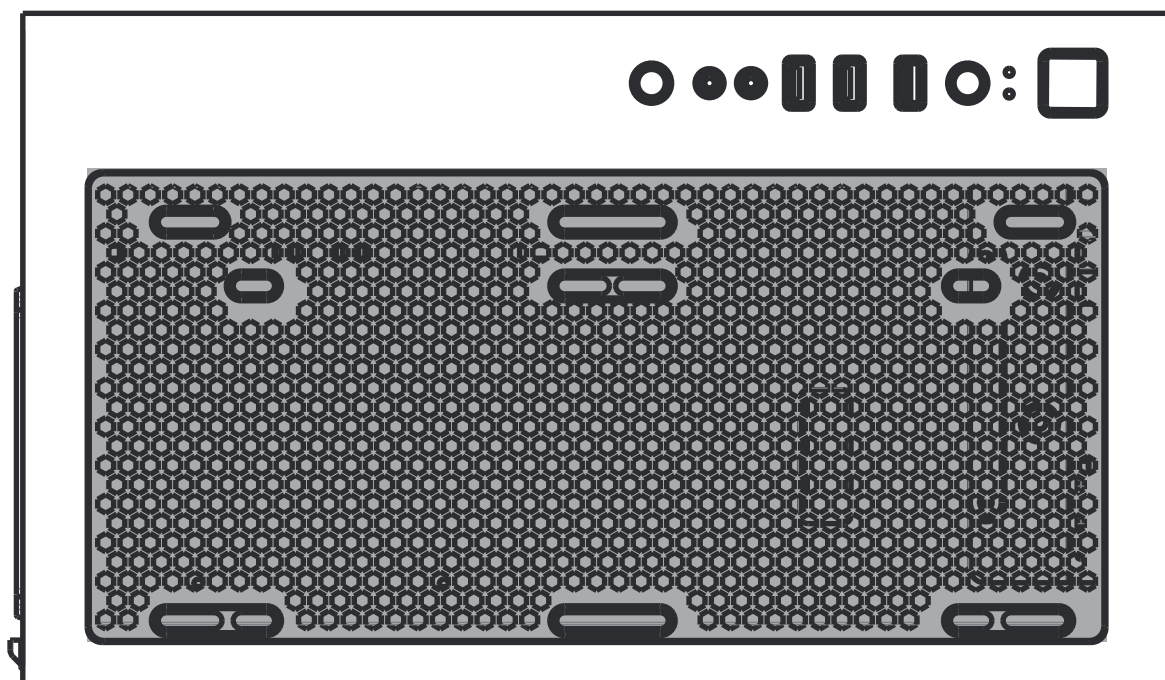


120mm x2


or



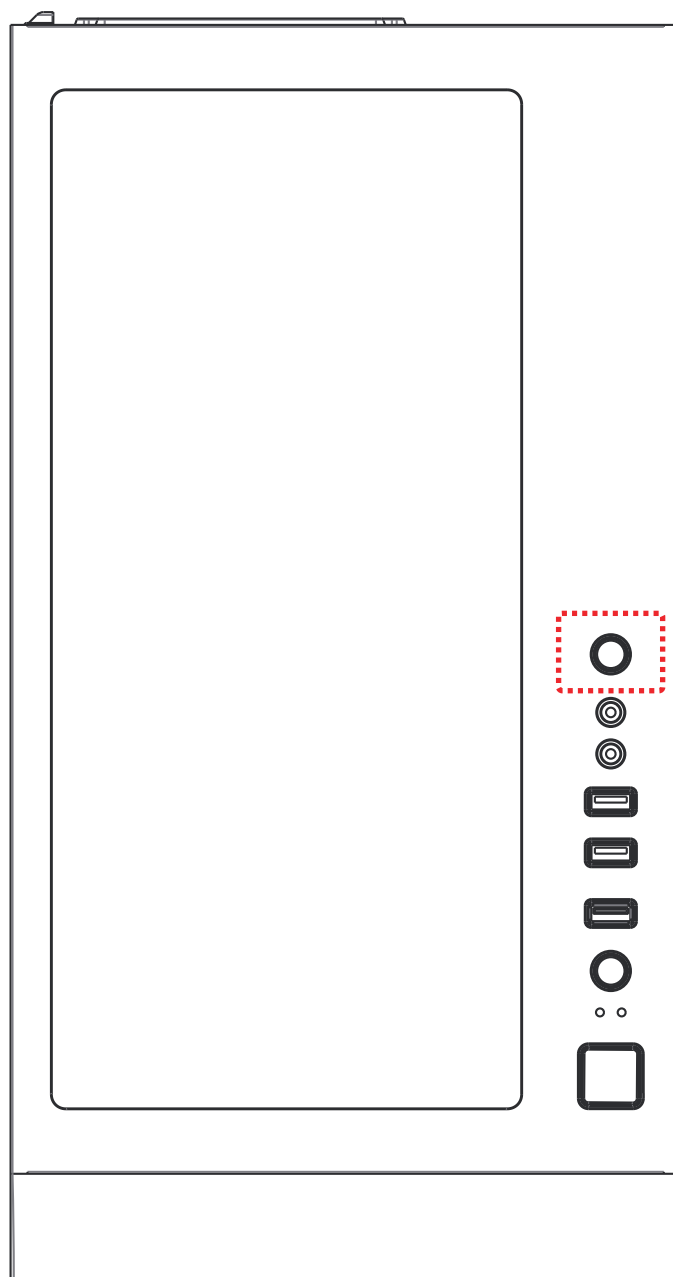
140mm x2



Max Length of
Radiator
240 mm



ARGB Control Modes Switching



- ※ To control the front panel ARGB lighting modes, press the LED button to cycle through 13 RGB lighting modes.
- ※ Hold the LED button for 3 seconds to switch the RGB control function between motherboard RGB software and LED button.
- ※ To synchronize all addressable RGB light devices, it needs to be switched to be controlled only by the motherboard.

ARGB Control Modes Switching

