



# Installation Guide

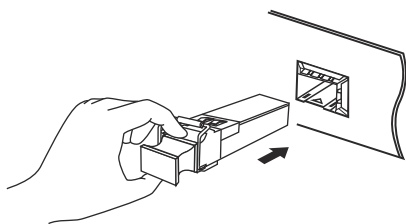
10GBase SFP+ LC Transceiver

-  To ask questions, find answers, and communicate with TP-Link users or engineers, please visit <https://community.tp-link.com> to join TP-Link Community.
-  For technical support and other information, please visit <https://www.tp-link.com/support>, or simply scan the QR code.

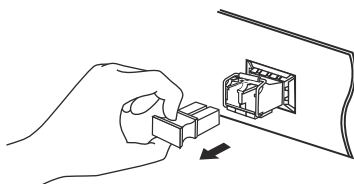


## Install the Transceiver

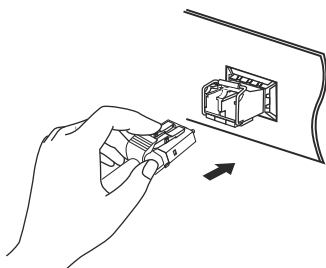
1. Wear an ESD-preventive wrist or ankle strap to prevent ESD damage to the transceiver.
2. Insert the transceiver into the slot and firmly press it into place.



3. Remove the protective dust plug from the transceiver.

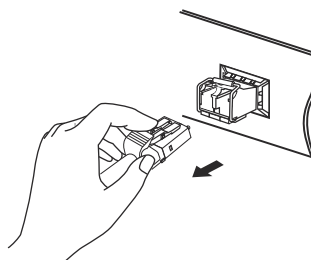


4. Plug fiber-optic cables into the transceiver. Note that the transceiver works without any additional configuration.

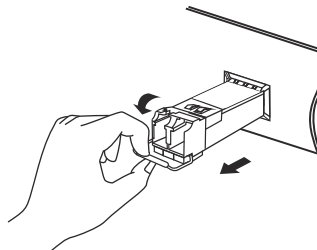


## Remove the Transceiver

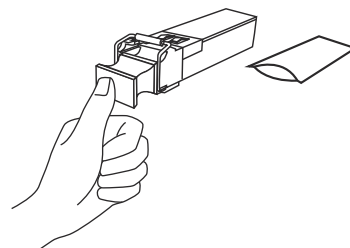
1. Wear an ESD-preventive wrist or ankle strap to prevent ESD damage to the transceiver.
2. Disconnect the network fiber-optic cables from the transceiver.



3. Pull the safety latch downwards to release the transceiver, and then pull it out from the slot.



4. Reinstall the protective dust plug in the transceiver's optical bores and place it on antistatic mat or a static shielding bag.



### Note:

1. Do not touch the output pins on the transceiver with your hand.
2. Always keep the protective dust plug on the transceiver's optical bores until you are ready to make a connection.

### Caution:

DO NOT point or stare directly into the beam or into the optical port of the transceiver when it is operating, as this can injure your eyesight.

## Connection

Only use the same transceiver model between switches for fast and reliable connectivity.

For simplicity, we will take SM-5110-SR as an example.



## Specifications

### General Specifications

Normal	TL-SM5110-SR	TL-SM5110-LR
Wave Length	850 nm	1310 nm
Standards and Protocols	IEEE 802.3ae TCP/IP SFF-8472	
Cable	50/125 or 62.5/125 $\mu$ m Multi-mode Fiber	9/125 $\mu$ m Single-mode Fiber
Max. Cable Length	300 m (OM3)	10 km
Data Rate	10 Gbps	
Port Type	LC Duplex	
Power Support	3.3 V	
Safety & Emission	FCC, CE	
DDM	Yes	
SFP+ MSA	Yes	
Hot Swappable	Yes	

### Environmental and Physical Specifications

Product Operating Temperature	0°C to 70°C (32°F to 158°F)
Storage Temperature	-40°C to 85°C (-40°F to 185°F)
Operating Humidity	10% to 90% RH, Non-condensing
Storage Humidity	5% to 90% RH, Non-condensing

## TP-Link Compatible Products

- TP-Link Switches with 10G SFP+ Slots
- TX432

#### Note:

The transceiver may be incompatible with other vendors' devices. We recommend that you use only TP-Link transceivers on your TP-Link devices.

## Safety Information

- Keep the device away from water, fire, humidity or hot environments.
- Do not attempt to disassemble, repair, or modify the device. If you need service, please contact us.
- Avoid using this product during an electrical storm. There may be a remote risk of electric shock from lightning.
- Do not point or stare directly into the beam or into the optical port of the transceiver when it is operating, as this can injure your eyesight.



## EU declaration of conformity

TP-Link hereby declares that the device is in compliance with the essential requirements and other relevant provisions of directives 2014/30/EU, 2014/35/EU, 2009/125/EC, 2011/65/EU and (EU)2015/863.

The original EU declaration of conformity may be found at <https://www.tp-link.com/en/support/ce/>

## UK declaration of conformity

TP-Link hereby declares that the device is in compliance with the essential requirements and other relevant provisions of the Electromagnetic Compatibility Regulations 2016 and Electrical Equipment (Safety) Regulations 2016.

The original UK declaration of conformity may be found at <https://www.tp-link.com/support/ukca/>

## FCC compliance information statement

Product Name: 10GBase SFP+ LC Transceiver  
Model Number: TL-SM5110-SR/TL-SM5110-LR  
Responsible party:  
TP-Link USA Corporation  
Address: 10 Mauchly, Irvine, CA 92618  
Website: <https://www.tp-link.com/us/>  
Tel: +1 626 333 0234  
Fax: +1 909 527 6804  
E-mail: [sales.usa@tp-link.com](mailto:sales.usa@tp-link.com)

This equipment has been tested and found to comply with the limits for a Class A digital device, pursuant to part 15 of the FCC Rules. These limits are designed to provide reasonable protection against harmful interference when the equipment is operated in a commercial environment. This equipment generates, uses, and can radiate radio frequency energy and, if not installed and used in accordance with the instruction manual, may cause harmful interference to radio communications. Operation of this equipment in a residential area is likely to cause harmful interference in which case the user will be required to correct the interference at his own expense.

This device complies with part 15 of the FCC Rules. Operation is subject to the following two conditions:

- 1) This device may not cause harmful interference.
  - 2) This device must accept any interference received, including interference that may cause undesired operation.
- Any changes or modifications not expressly approved by the party responsible for compliance could void the user's authority to operate the equipment.

We, TP-Link USA Corporation, has determined that the equipment shown as above has been shown to comply with the applicable technical standards, FCC part 15. There is no unauthorized change is made in the equipment and the equipment is properly maintained and operated.

Issue Date: 2023/03/09

## Industry Canada Statement

CAN ICES-3 (A)/NMB-3(A)

この装置は、クラスA情報技術装置です。この装置を家庭環境で使用すると電波妨害を引き起こすことがあります。この場合には使用者が適切な対策を講ずるよう要求されることがあります。 VCCI-A

## BSMI Notice

安全諮詢及注意事項

- 請使用原裝電源供應器或只能按照本產品注明的電源類型使用本產品。
- 清潔本產品之前請先拔掉電源線。請勿使用液體、噴霧清潔劑或濕布進行清潔。
- 注意防潮，請勿將水或其他液體潑灑到本產品上。
- 插槽與開口供通風使用，以確保本產品的操作可靠並防止過熱，請勿堵塞或覆蓋開口。
- 請勿將本產品置放於靠近熱源的地方。除非有正常的通風，否則不可放在密閉位置中。
- 請不要私自拆開機殼或自行維修，如產品有故障請與原廠或代理商聯繫。

警告：為避免電磁干擾，本產品不應安裝或使用於住宅環境。

限用物質含有情況標示聲明書


單元	限用物質及其化學符號					
	鉛 Pb	鎘 Cd	汞 Hg	六價鉻 Cr <sup>6+</sup>	多溴聯苯 PBB	多溴二苯醚 PBDE
PCB	○	○	○	○	○	○
外殼	○	○	○	○	○	○
備考： "○"系指該項限用物質之百分比含量未超出百分比含量基準值。						

## CE Mark Warning

This is a class A product. In a domestic environment, this product may cause radio interference, in which case the user may be required to take adequate measures.

## Explanation of the symbols on the product label

Note: The product label can be found at the bottom of the product.

	<b>RECYCLING</b>  This product bears the selective sorting symbol for Waste electrical and electronic equipment (WEEE). This means that this product must be handled pursuant to European directive 2012/19/EU in order to be recycled or dismantled to minimize its impact on the environment. User has the choice to give his product to a competent recycling organization or to the retailer when he buys a new electrical or electronic equipment.
---	--